■

LN5054

		M	SOT-23-5L
		P	SOT-89-5L
		R	
		L	
		G	

■

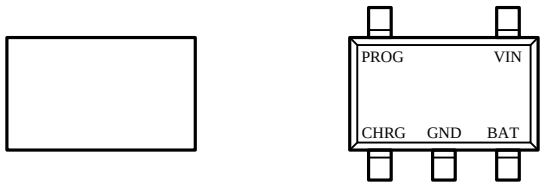

SOT-23-5L
(TOP VIEW)

■

SOT-89-5L	SOT-23-5L		
1	1	CHRG	
2	2	GND	
3	3	BAT	
4	4	VIN	
5	5	PROG	

■

CHRG 1 R CHRG N MOSFET

CHRG LN5054 CHRG BAT n U ضذ

7V ± 7V

PROG 5

1%

1V IBAT = (VPROG/RPROG) × 1000

PROG 37(G)5(/RPRO)7(G)5())]TJETMC /P <</MCID 34/Lan[<219309FD0

■

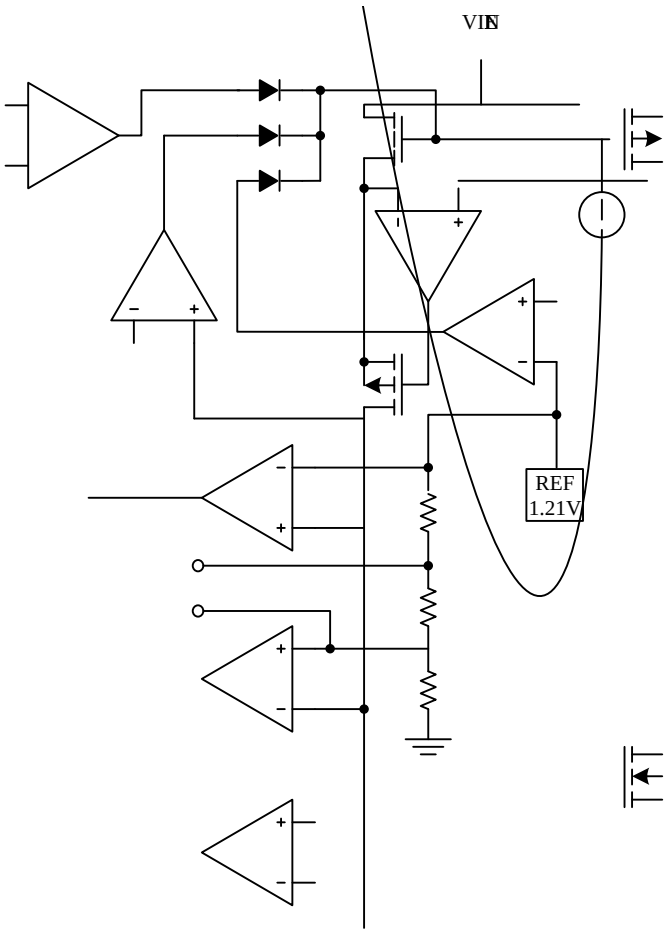
VIN
REF
1.21V

■

■

1. VS BAT

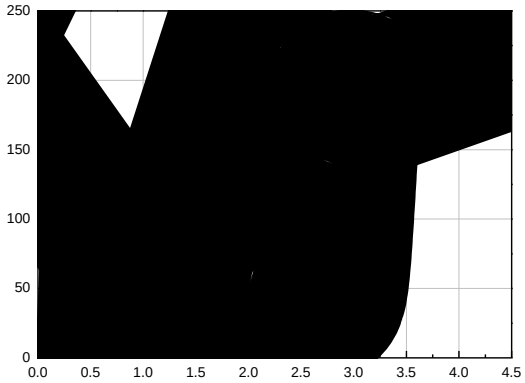

2. VS PROG

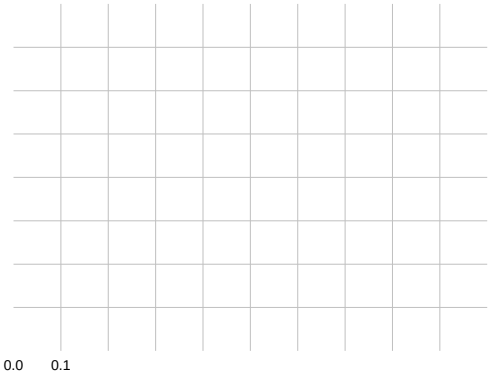

3. VS

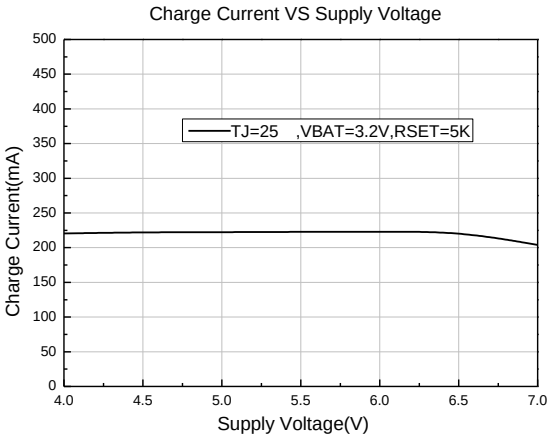

4. CHRG VS CHRG

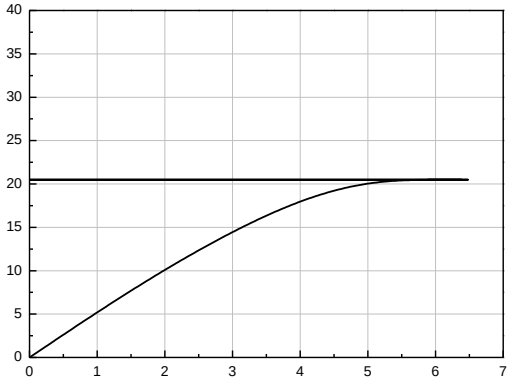

5. CHRG VS CHRG

6. PROG VS PROG



7. PROG VS

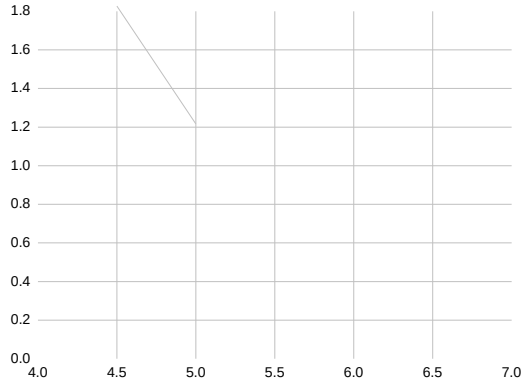

8. VS

9. VBAT VS

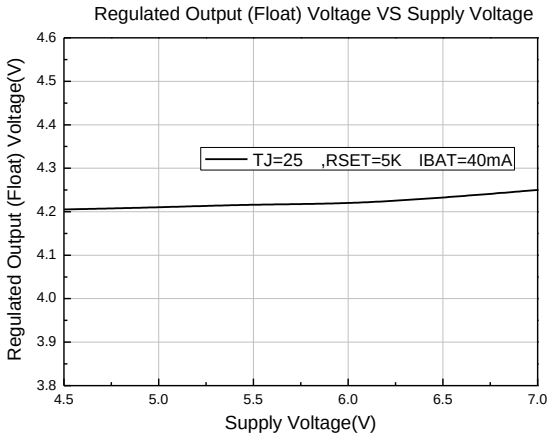

10. PROG VS

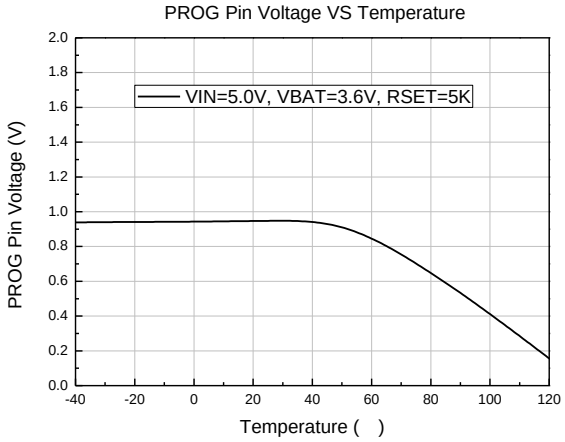

11. PROG VS

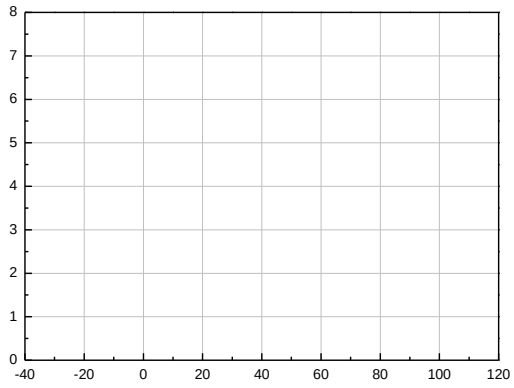

12. BAT

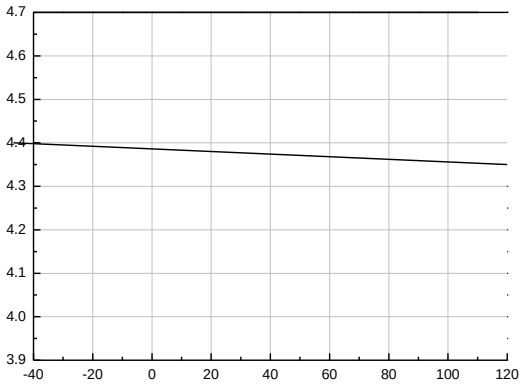

13. VS

14. CHRG VS

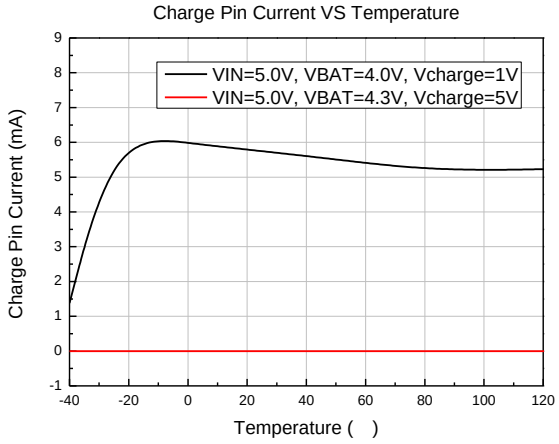

15. VS

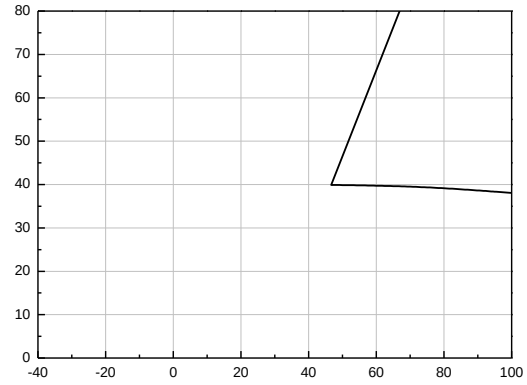

16. VS

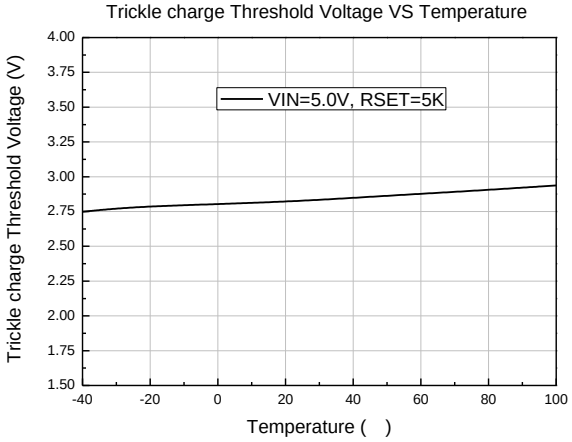

17.

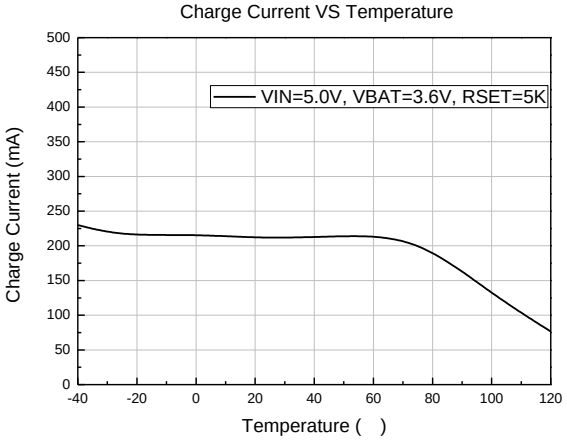

18. VS

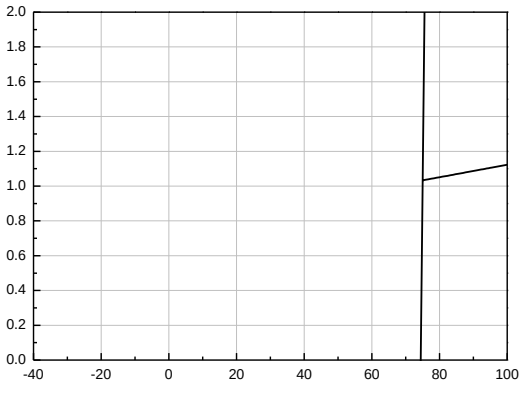

■

- **SOT-23-5L**

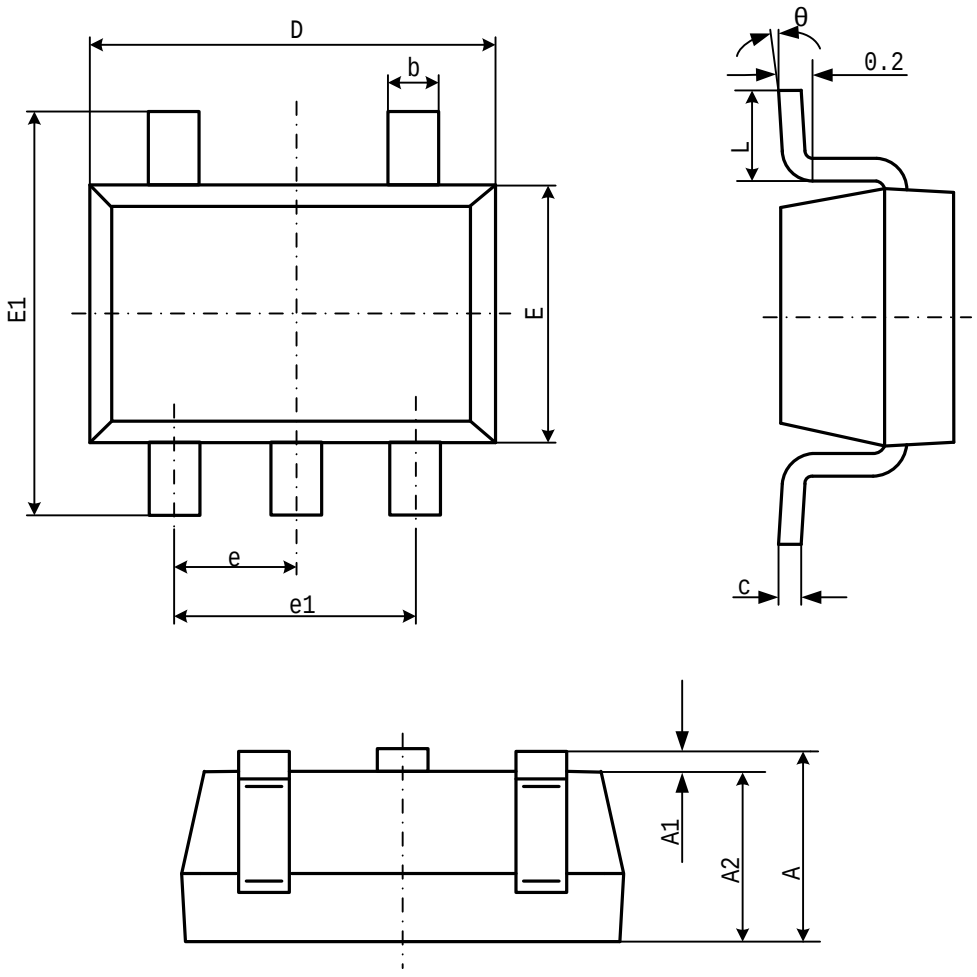

Symbol	Dimensions In Millimeters		Dimensions In Inches	
	Min	Max	Min	Max
A	1.050	1.250	0.041	0.049
A1	0.000	0.100	0.000	0.004
A2	1.050	1.150	0.041	0.045
b	0.300	0.500	0.012	0.020
c	0.100	0.200	0.004	0.008
D	2.820	3.020	0.111	0.119
E	1.500	1.700	0.059	0.067
E1	2.650	2.950	0.104	0.116
e	0.950(BSC)		0.037(BSC)	
e1	1.800	2.000	0.071	0.079
L	0.300	0.600	0.012	0.024
	0 °	8 °	0 °	8 °

- **SOT-89-5L**

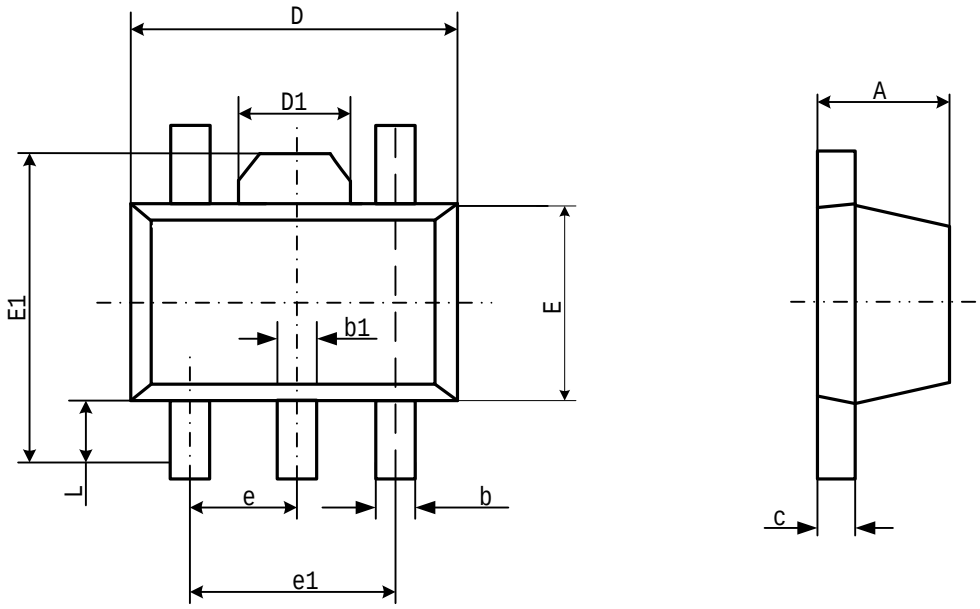

Symbol	Dimensions In Millimeters		Dimensions In Inches	
	Min	Max	Min	Max
A	1.400	1.600	0.055	0.063
b	0.320	0.520	0.013	0.020
b1	0.360	0.560	0.014	0.022
c	0.350	0.400	0.014	0.017
D	4.400	4.600	0.173	0.181
D1	1.400	1.800	0.055	0.071
E	2.300	2.600	0.091	0.102
E1	3.940	4.250	0.155	0.167
e	1.500TYP		0.060TYP	
e1	2.900	3.100	0.114	0.122
L	0.900	1.100	0.035	0.043