K				M	SOT-23-5L
				P	SOT-89-5L

- -

■

SOT-23-5L SOT-23-6L SOT-89-5L

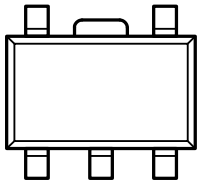

SOT-89-5L
(TOP VIEW)

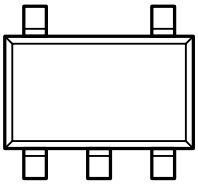

SOT-23-5L
(TOP VIEW)

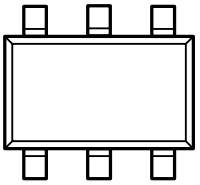

SOT-23-6L
(TOP VIEW)

8	XT4085

K	XT4085K

	VBAT	**VBAT**
A	4.2V	± 1%

■

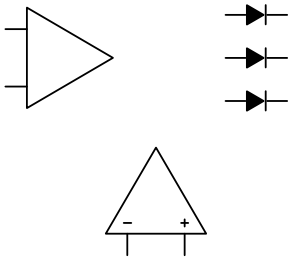

■

	V_{cc}	-0.3 14.5		V
PROG	Vprog	-0.3 6		
BAT	Vbat	-0.3 12		
CHRG	Vchrg	-0.3 14.5		
	P_D	SOT-23-5L	250	mW
		SOT		

■

1 BAT

Vin=5V Rprog=2.2K

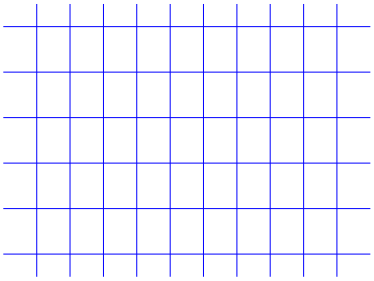

2 BAT

■

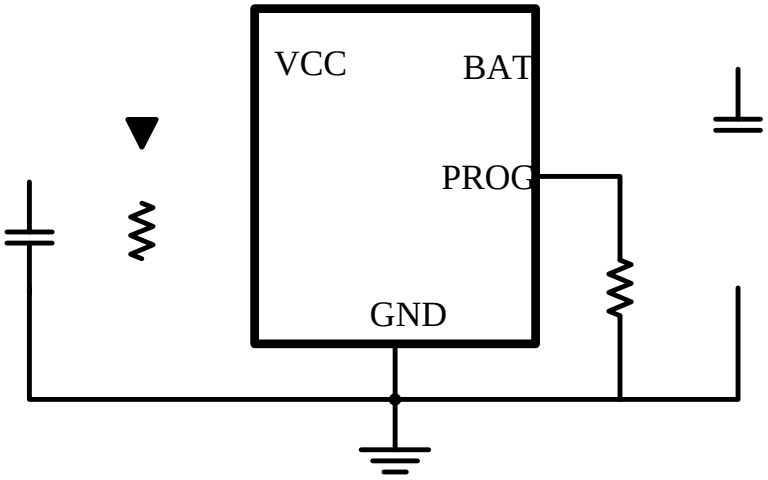

ICH = 1100 / RPROG ICH RPROG PROG

500 RISET = 1100/0.5 = 2.2K

RPROG 1% PROG

ICH = (VPROG/ RPROG) × 1100

C1=4.7uF C2=10uF PCB

2

OVP

OVP 27 OVP 7V

100 OVP 6.2V OVP OVP LED

90

■

SOT-23-5L

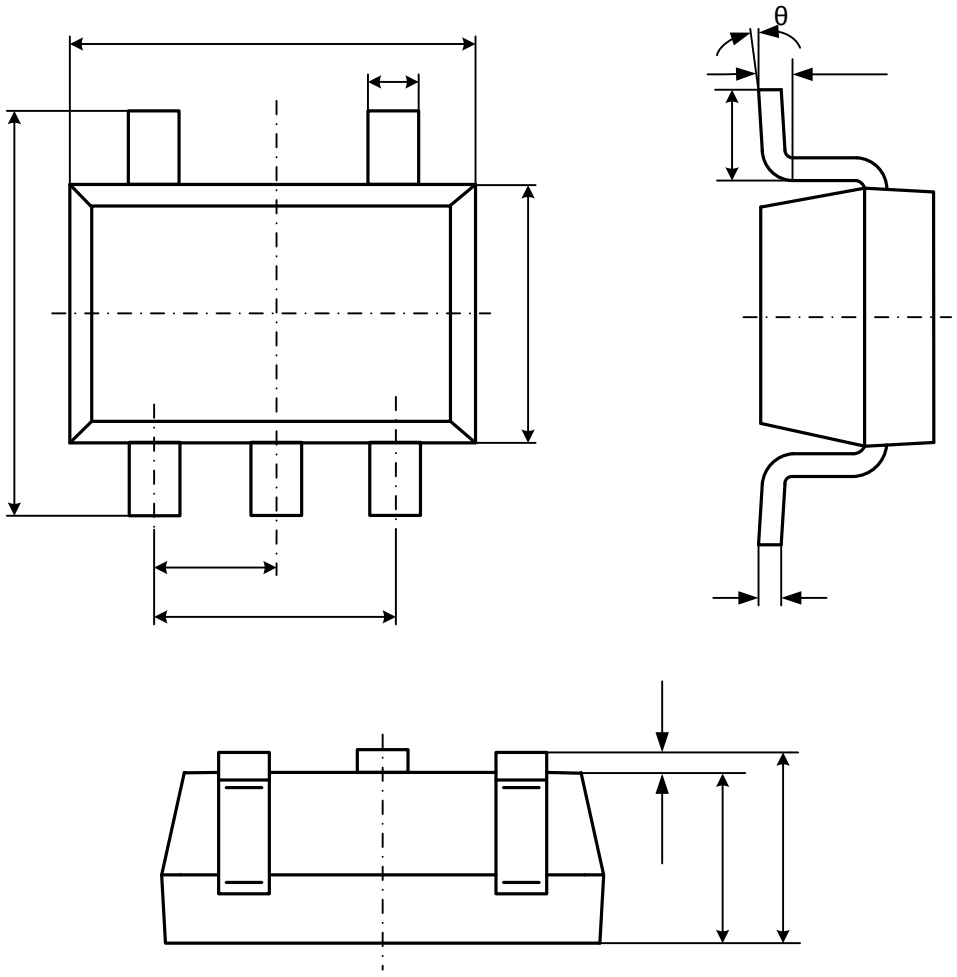

Symbol	Dimensions In Millimeters		Dimensions In Inches	
	Min	Max	Min	Max
A	1.050	1.250	0.041	0.049
A1	0.000	0.100	0.000	0.004
A2	1.050	1.150	0.041	0.045
b	0.300	0.500	0.012	0.020
c	0.100	0.200	0.004	0.008
D	2.820	3.020	0.111	0.119
E	1.500	1.700	0.059	0.067
E1	2.650	2.950	0.104	0.116
e	0.950(BSC)		0.037(BSC)	
e1	1.800	2.000	0.071	0.079
L	0.300	0.600	0.012	0.024
	0 °	8 °	0 °	8 °

SOT-89-5L

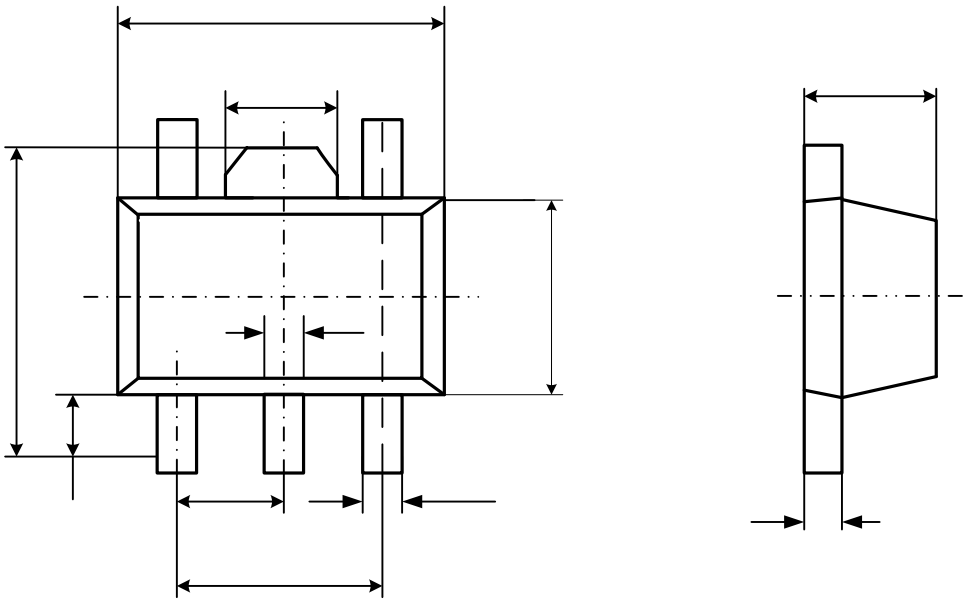

Symbol	Dimensions In Millimeters		Dimensions In Inches	
	Min	Max	Min	Max
A	1.400	1.600	0.055	0.063
b	0.320	0.520	0.013	0.020
b1	0.360	0.560	0.014	0.022
c	0.350	0.400	0.014	0.017
D	4.400	4.600	0.173	0.181
D1	1.400	1.800	0.055	0.071
E	2.300	2.600	0.091	0.102
E1	3.940	4.250	0.155	0.167
e	1.500TYP		0.060TYP	
e1	2.900	3.100	0.114	0.122
L	0.900	1.100	0.035	0.043