■

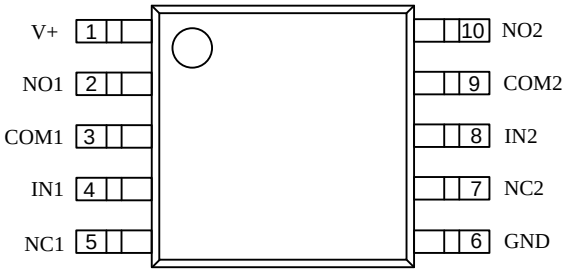

MSOP-10 (Top View)

■

V+	1	
GND	6	
IN1,IN2	4,8	COM NC NO
COM1,COM2	3,9	
NO1,NO2	2,10	IN=1(logic) NO COM
NC1,NC2	5,7	IN=0(logic) NC COM

■

V+ …… -0.3V 6V

……-0.3V V_+ +0.3V

NO,NC,COM …… ± 300mA

NO,NC,COM …… ± 500mA

…… -40 125

……150

……-65 150

10 ……+300

ESD HBM……2000V

■

V+=5V ± 10%　GND=0V　T_A=-40　　+125　　T_A=25

			+25	-40 +125	MAX/MIN	
	V_{COM} V_{NC} V_{NO}			0	MIN	V

V+=3V ± 10% GND=0V T_A=-40 +125 T_A=25

			+25	-40 +125	MAX/MIN	
	V_{COM}			0	MIN	V
	V_{NC} V_{NO}			V+	MAX	V
	R_{ON}	$_{NO}$ or V_{NC} I_{COM}=-10mA TEST Circuit 1	0.6		TYP	

■

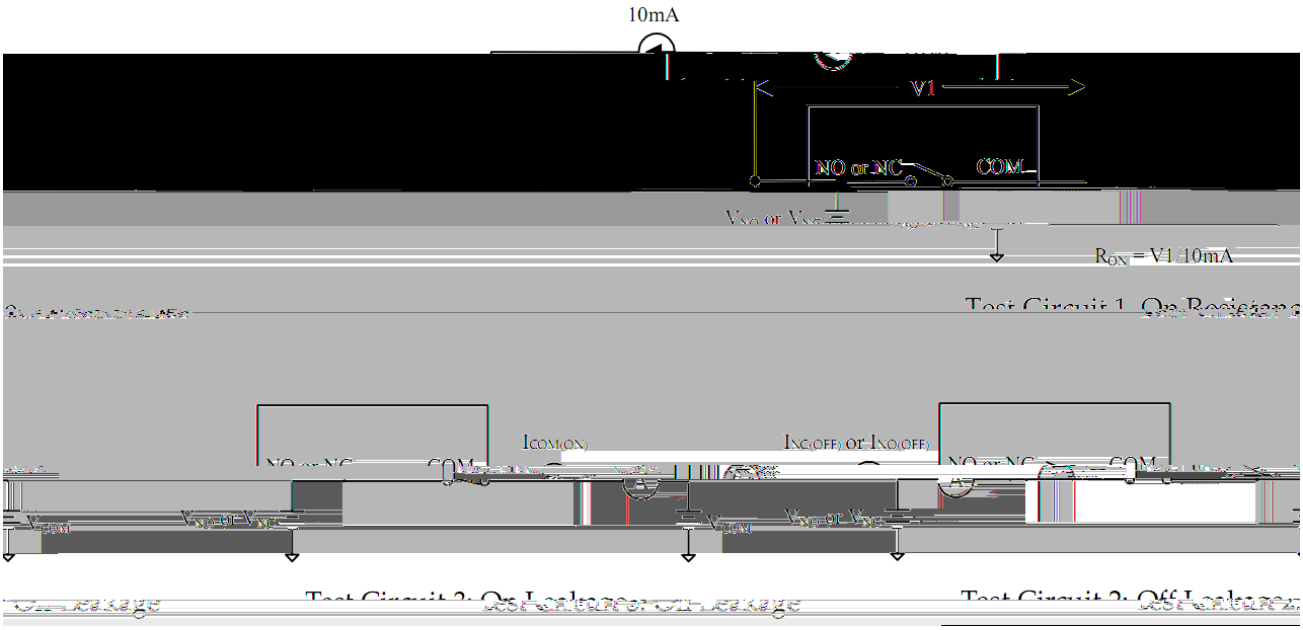
10mA
V1
NO or NC
COM
RON = V1 /10mA
ICOM(ON)
INC(OFF) or INO(OFF)
NO or NC
COM

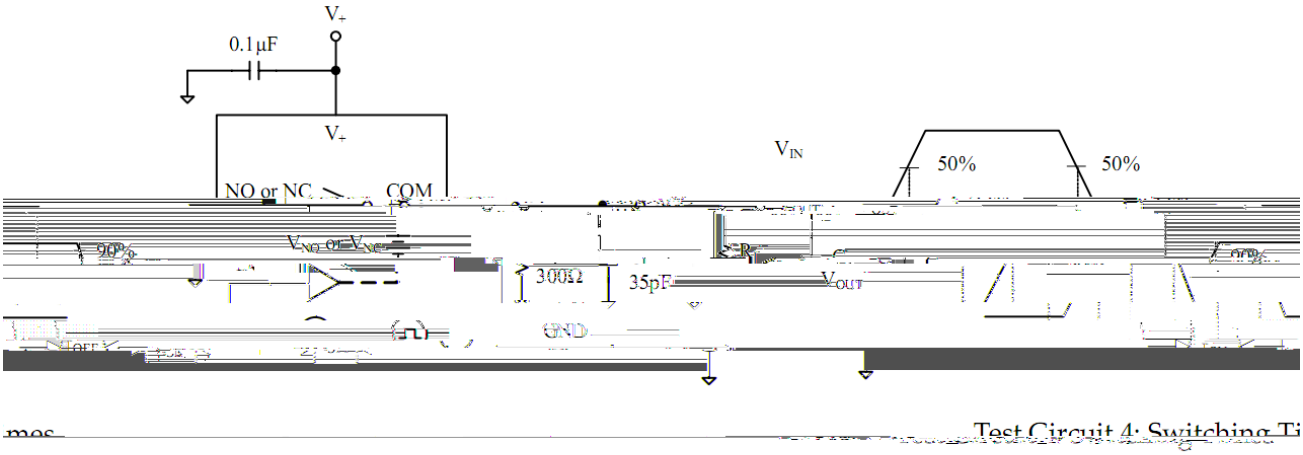
V+
0.1μF
V+
NO or NC
COM
VIN
50%
50%
90%
300Ω
35pF
VOUT
GND

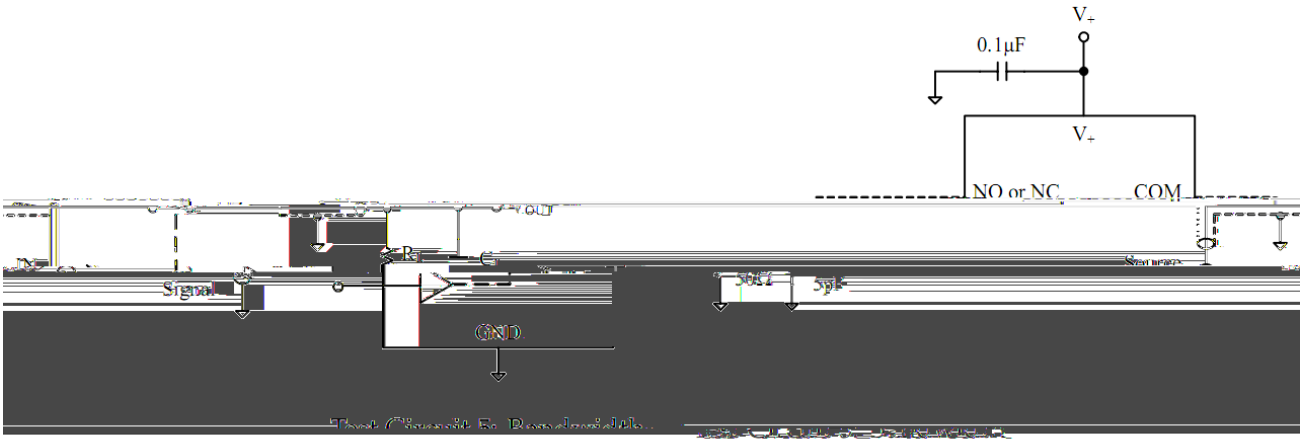
V+
0.1μF
V+
NO or NC
COM
Signal
GND
300Ω
35pF