Electrical Characteristics (TA=25 unless otherwise noted)

Parameter	Symbol	Condition

Typical Performance Characteristics





Figure 2:Switching Waveforms



Figure 3 Power Dissipation



Figure 4 Drain Current



Figure 5 Output Characteristics



Figure 6 Drain-Source On-Resistance

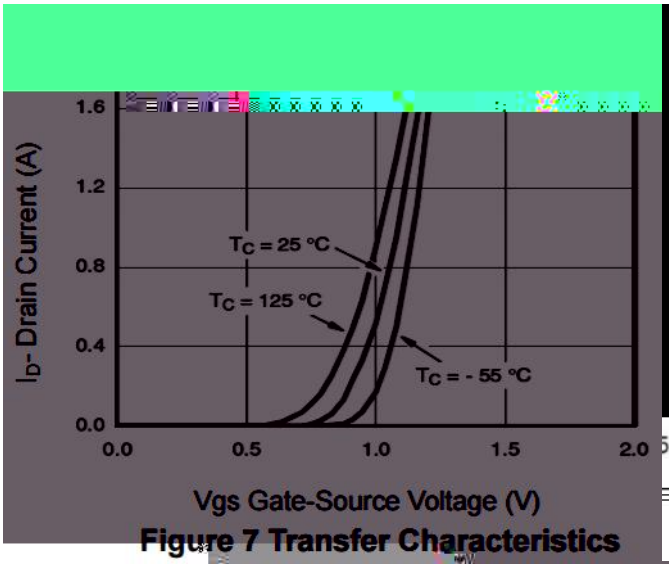

Figure 7 Transfer Characteristics

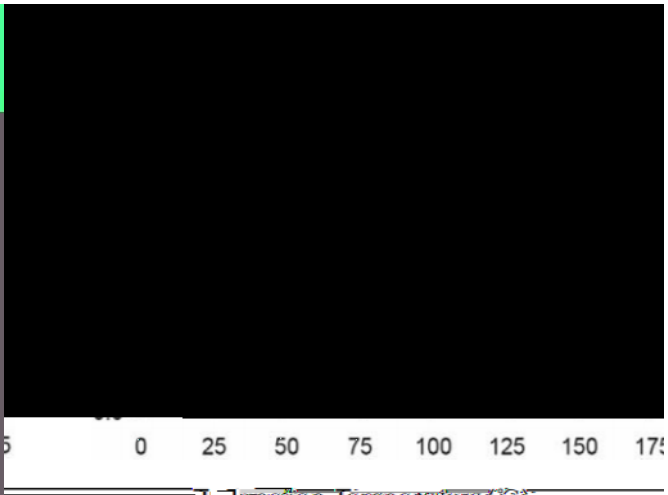

Figure 8 Drain-Source On-Resistance



Figure 9 Rdson vs Vgs



Figure 10 Capacitance vs Vds



Figure 11 Gate Charge



Figure 12 Source-Drain Diode Forward



