
S
G
D

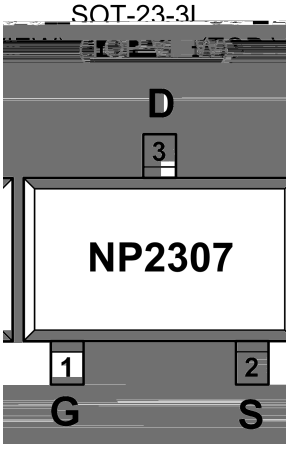
SOT-23-3L
D
3
NP2307
1
2
G
S

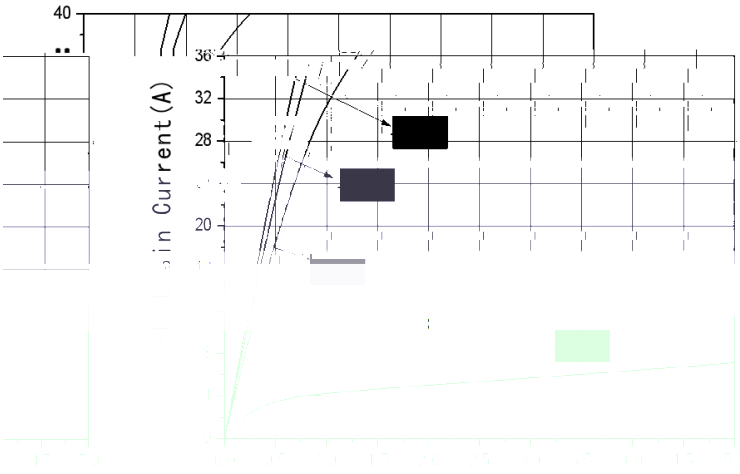

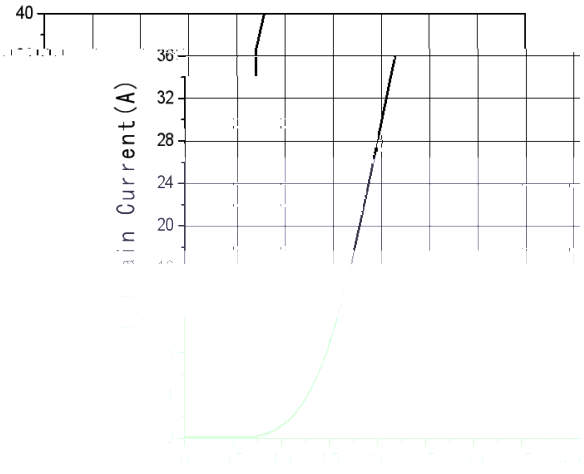

Fig1 Output Characteristics

Fig4 Capacitance vs Vds

Fig3 Rdson-Drain current

oltage

Fig6 Gate Charge

Fig5 Rdson-Gate Drain v

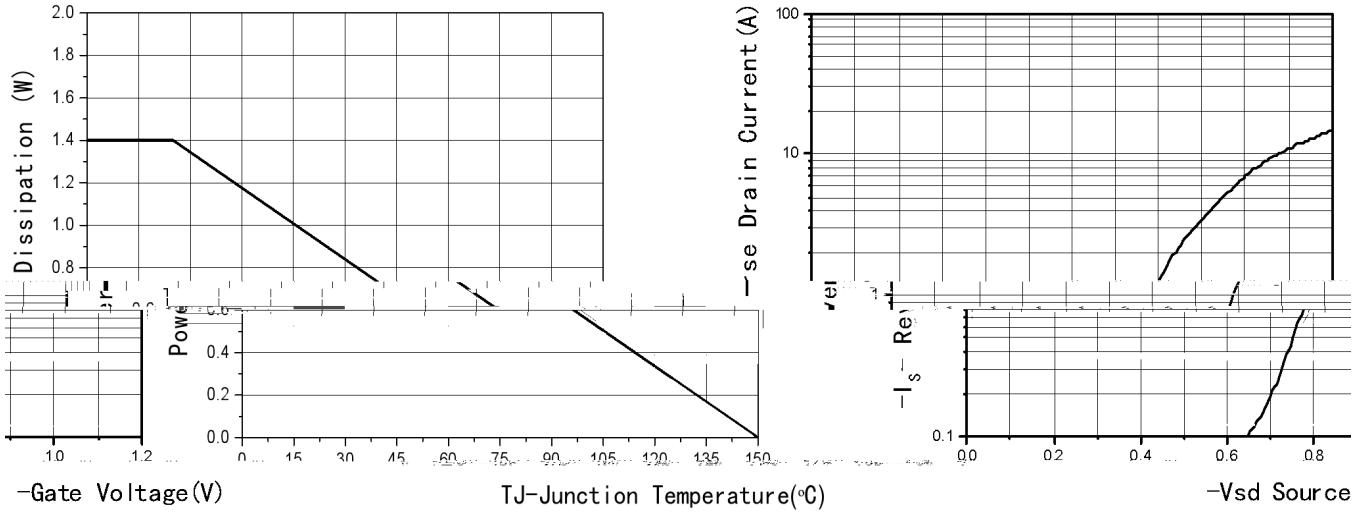

-Gate Voltage(V)

Fig7 Power De-rating

Fig8 Source-D

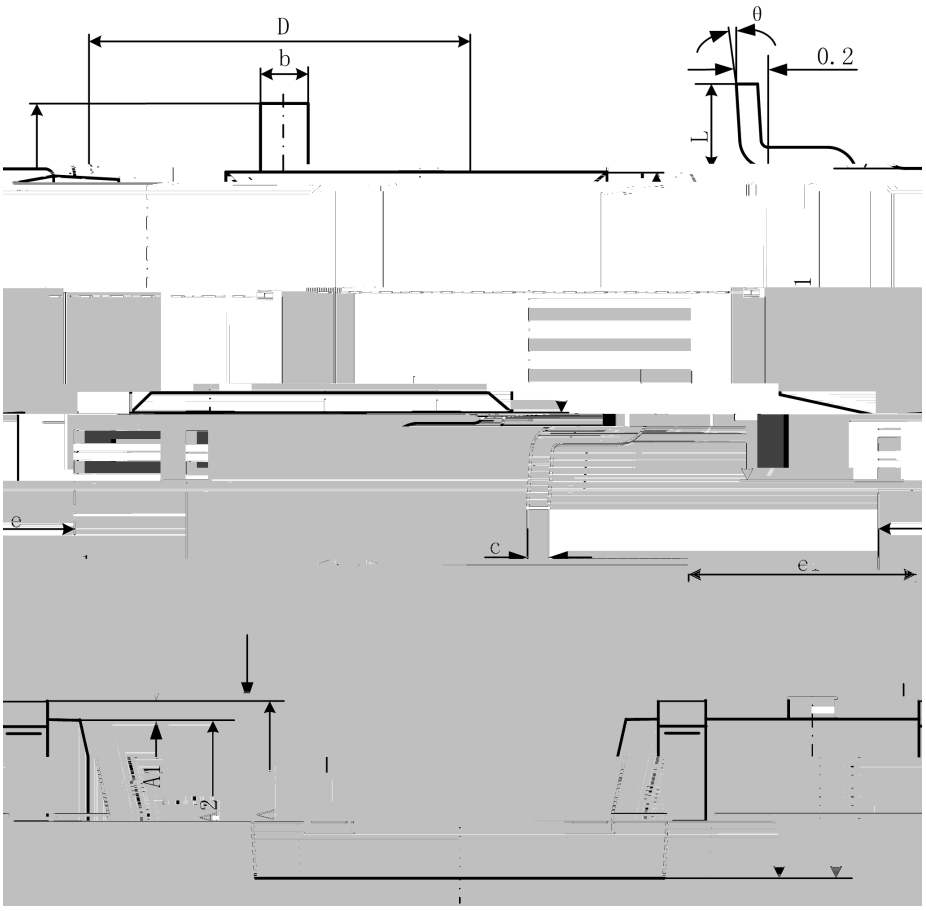

A	1.050	1.250	0.041	0.049
A1	0.000	0.100	0.000	0.004
A2	1.050	1.150	0.041	0.045
b	0.300	0.500	0.012	0.020
c	0.100	0.200	0.004	0.008
D	2.820	3.020	0.111	0.119
E	1.500	1.700	0.059	0.067
E1	2.650	2.950	0.104	0.116
e	0.950(BSC)		0.037(BSC)	
e1	1.800	2.000	0.071	0.079
L	0.300	0.600	0.012	0.024
θ	0°	8°	0°	8°