˜Ḥ

ỉ ○ Ḱ ˄˥ ◕

LP7800 / 20uA

IC 30V

MOS

1A

LP7800

5V

1MHz

93%

10mA/

LP7800 ESOP-8

ˆ ʒ

LP



ⱷ ɫ ʐ ɔ ϙ ʒ

ẓ ɤ ỉ ɵ

TWS

/

ã ⅄ ʒ

	LP7800A	LP7800B
ã ⅄ ʒ	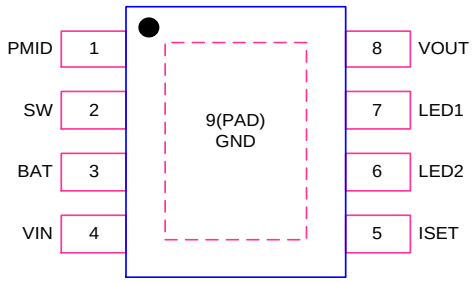 ESOP-8 (Top View)	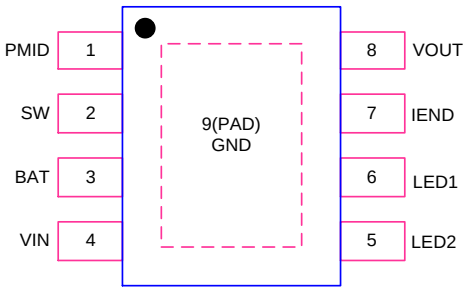 ESOP-8 (Top View)

Ẑ M	⅄ ⅄ a´		˝Yپ
	LP7800A	LP7800B	



Ẓ ∀ ∪ Ꝑ ʃ

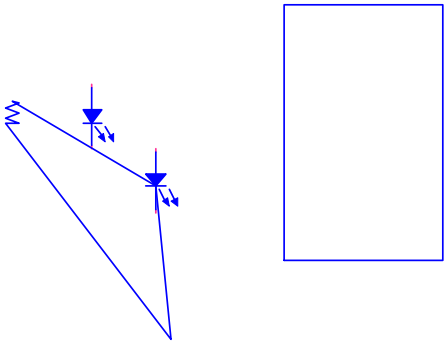



ώ ق ∃ Ã ↕ 1

╗ ẘ ⋀



≈ Ҡ ∃ ̃Ą

T_A = 25°C. V_{IN} = 5V, .)

̃	̈α			ṿ	ĩ ṿ	ṿ	⅃
		̃Ḥ №					
V_{IN}	˜ ƀ ⅃			4.5		6	V
V_{REG}	˜ ⅃				4.4		V
V_{OVP}	⅃ Ḡ ⅃	VIN ˆ⅃			6.5		V
$V_{OCP-HYS}$	⅃ Ḡ ⅃				300		mV
V_{FLOAT}	̃Ḥ ⅃				4.2		V
I_{BAT}		LP7800A	ISET=10K		100		mA
			ISET=2K		500		mA
		LP7800B			300		mA
		V_{BAT}=4.2V ˆ⅃ ⅃ ̃			20		uA
V_{TRIKL}	̃Ḥ ⅃ ṿ				2.9		
I_{TRIKL}	̃Ḥ	V_{BAT}< V_{TRIKL}			10		%I_{BAT}
Δ V_{RECHRG}	ˈP ̃Ḥ ⅃ ṿ				150		mV
I_{LED}	LED ₮				3		mA
		№					

V_{out} ˆ⅃ ⅃ ₮ ⅃



ṣ l ◦ j ĩ ˆ ◦

ƒ ⸗ ⸗ ∫ ⊢ Ḧ

LED ˜Ḥ

˜Ḥ LED1 1Hz LED2

˜Ḥ U LED1 LED2

˜Ḥ U LED1 LED2

LED1 LED2

ㄟ 3.3V LED2 1Hz LED1

10mA ĩ ﻣﻬﻢ ṿ

3 U LED1 LED2

˜Ḥ		
	LED1	LED2
˜Ḥ	1Hz	
˜Ḥ		
3.3 ≤ VBAT ≤ 4.2		
3 VBAT 3.3		1Hz
VBAT 3		



封装信息

ESOP-8

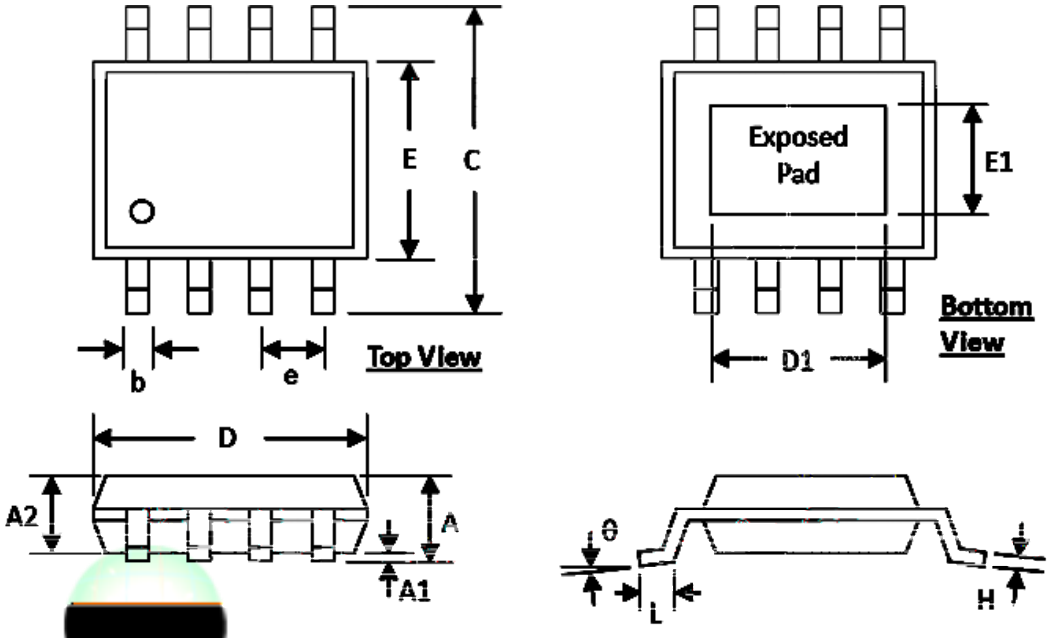

SYMBOLS	DIMENSION (MM)		DIMENSION (INCH)	
	MIN	MAX	MIN	MAX
A	1.30	1.70	0.051	0.067
A1	0.00	0.15	0.000	0.006
A2	1.25	1.52	0.049	0.060
b	0.31	0.51	0.012	0.020
c	0.17	0.25	0.006	0.010
D	4.80	5.00	0.189	0.197
D1	3.15	3.45	0.124	0.136
E	3.80	4.00	0.150	0.157
E1	2.26	2.56	0.089	0.101
e	1.27 BSC		0.050 BSC	
H	0.19	0.25	0.0075	0.0098
L	0.41	1.27	0.016	0.050
θ	0°	8°	0°	8°