300mA CMOS

LN1234 CMOS 0.85 1.8V ,
0.05 V
± 2.0% (1.5V ±
30mV)
300 mV (1.5V
, I_{OUT}=100mA)
60dB (10 kHz)
50 A
300mA $V_{IN} \geq 2.5V$
0.1 A

AV

SOT23-5L
SOT-353

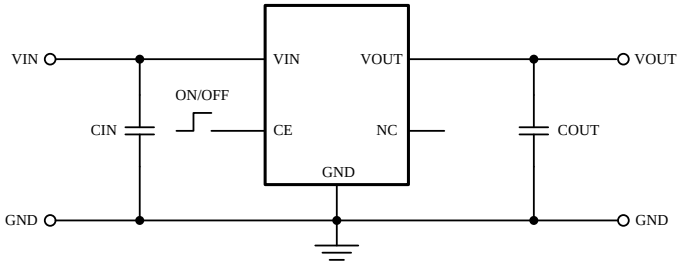

1.
2. (CIN) 1.0μF (COUT) 1.0μF
3.

LN1234 -

		CE		A	50mV =1 =5 =A 1.55V
	A				
	B				
	C			M	SOT23-5L
	D			K	SOT-353
	08-18	=1 =5 1.5V			
				R	
	2	100mV =1 =5 =2 1.5V		L	
				G	

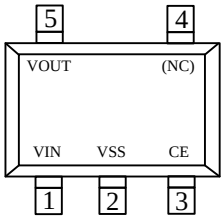

SOT-23-5L/SOT-353
(Top View)

SOT-23-5L ,SOT-353

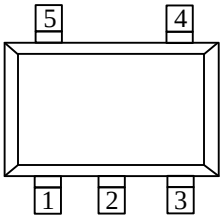

SOT-23-5L/SOT-353
(Top View)

4	LN1234

(V)	**0.8-1.8**	**0.85 1.75**		
	V	A		

0-9 A-Z LN1234

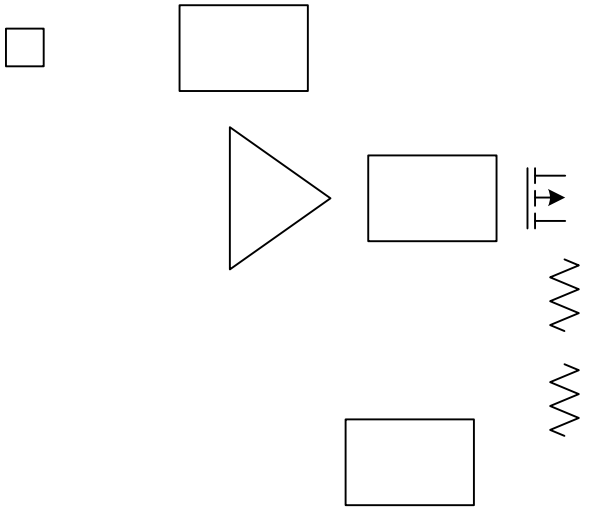

	V_{IN}	-0.3 +5		V
	V_{CE}	-0.3 V_{IN}+0.3		
	V_{OUT}	0.3 V_{IN}+0.3		
	P_D	SOT-23-5L	250	mW
		SOT-353	250	

Topr

1



2

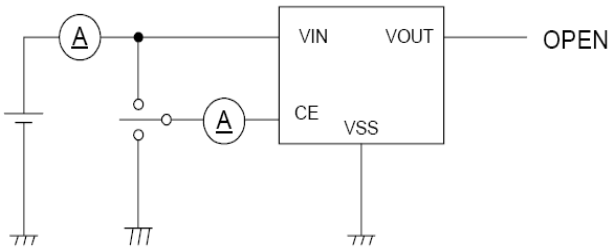

(TA=25 unless otherwise noted)

***3**		I_{OUT}=100 mA	—	0.30	0.45		
	$\frac{V_{OUT1}}{V_{IN} \quad V_{OUT}}$	$V_{OUT(S)}$ $_{IN}$ 7 V I_{OUT}=30 mA	—	0.10	0.20	%/V	
	^{2}	V_{IN}=$V_{OUT(S)}$+1.0 V $_{OUT}$ 100 mA	—	50	100	mV	
***4**	————	V_{IN}=$V_{OUT(S)}$+1.0 V, I_{OUT}=10 mA - Ta	—	± 100	—	ppm/	
	I_{SS1}	V_{IN}=$V_{OUT(S)}$+1.0 V	—	50			2
	V_{IN}	——	1.8	—	5	V	—
	|PSRR|	V_{IN}=$V_{OUT(S)}$+1.0 V f=10 kHz Vrip=0.5 Vrms, I_{OUT}=50 mA	—	60	—	dB	1

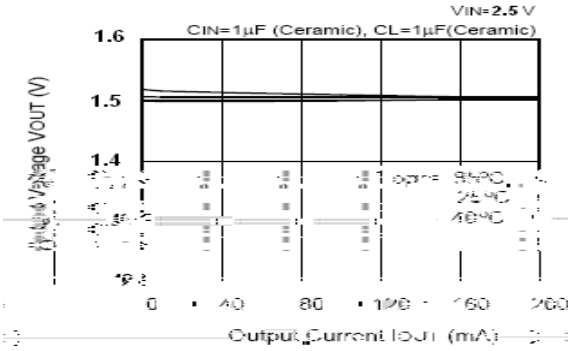

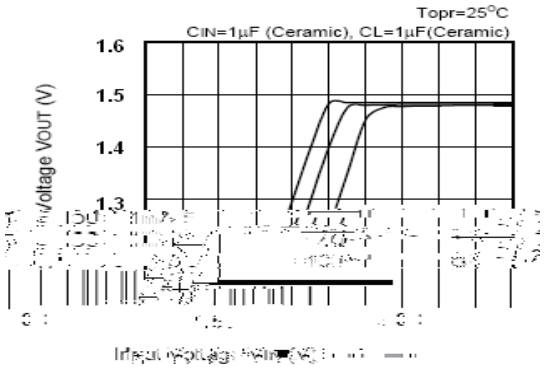

2

3 **Dropout**

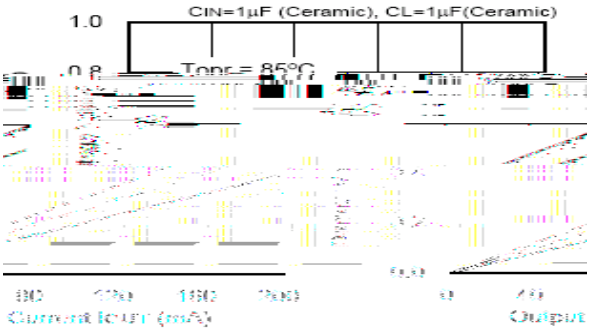

4 **Dropout**



5

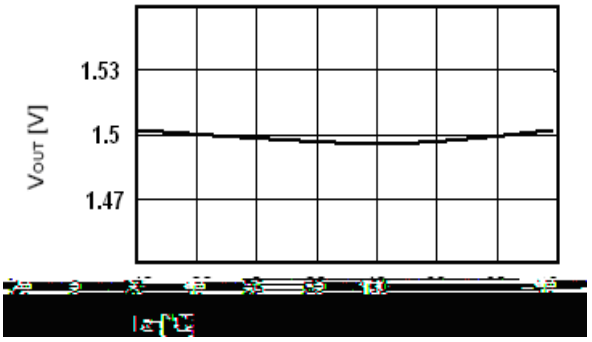

6

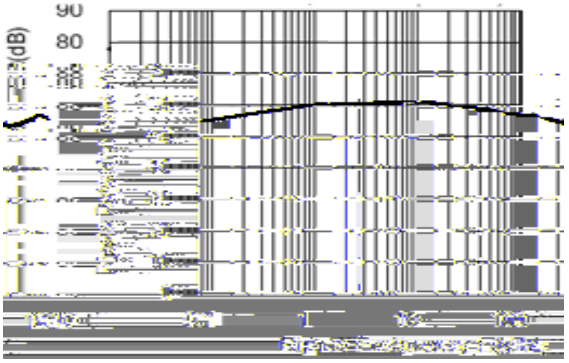

7



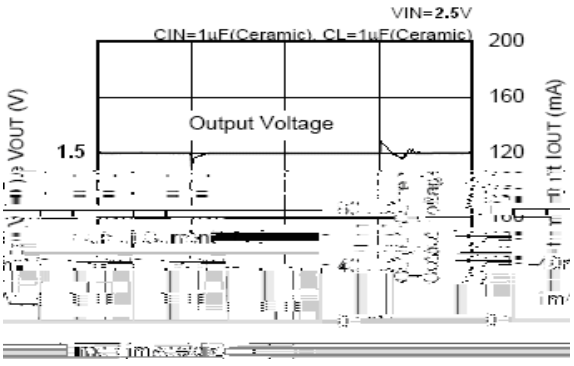

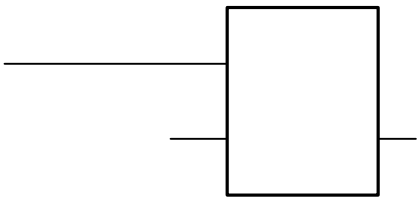

1uF

PCB

PCB

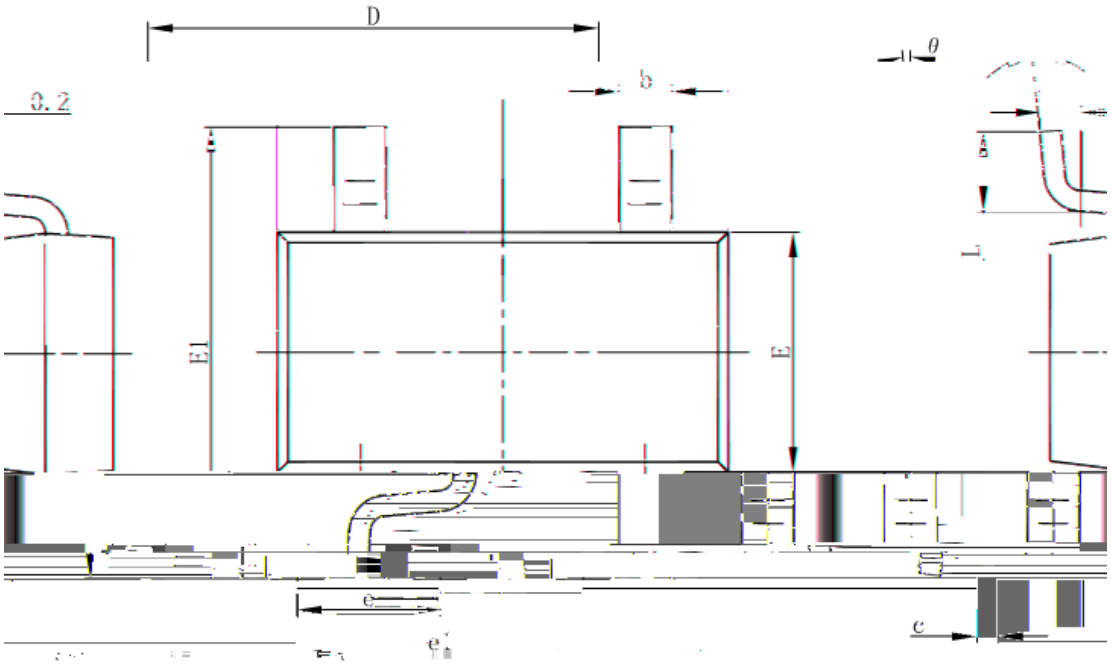



	A	0.000	0.100	0.000	0.004
5	A2	1.050	1.150	0.041	0.04
0	b	0.300	0.500	0.012	0.02
	c	0.100	0.200	0.004	
0.111	0.119	D	2.820	3.020	
0.059	0.067	E	1.500	1.700	
2.050	0.104	2.116	E1	2.650	
0.950(BSC)		0.037(BSC)	e		
1.800	2.000	0.071	0.079	e1	
0°	8°	0°	8°	θ	

SOT-353

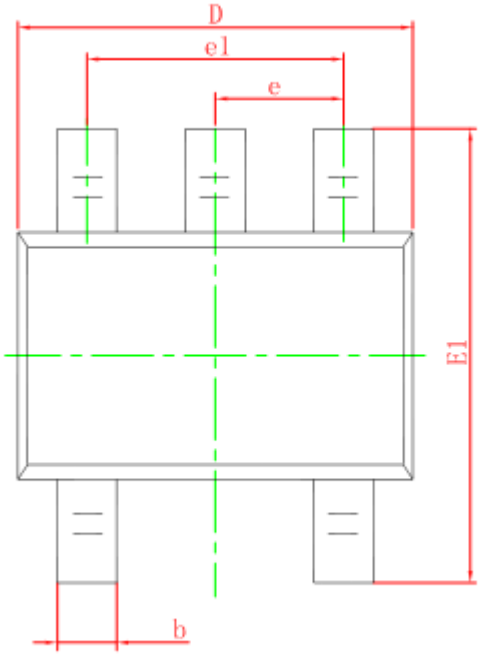

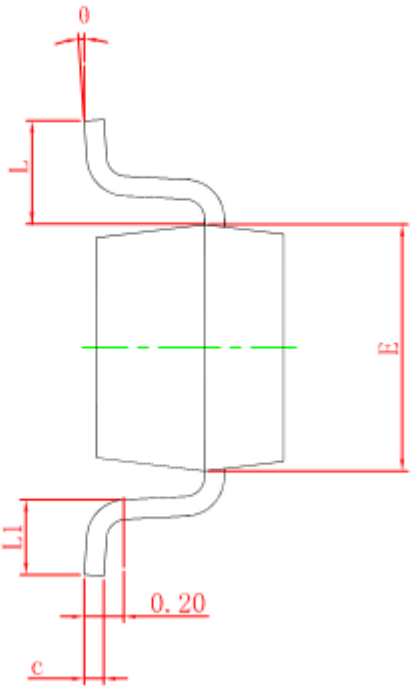

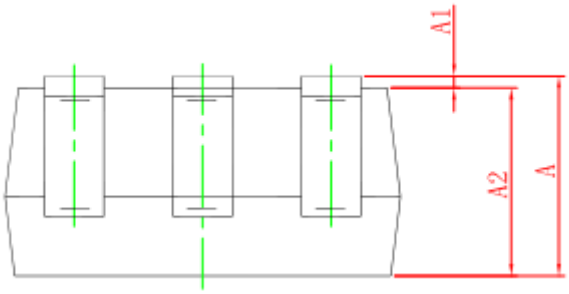

Symbol	Dimensions In Millimeters		Dimensions In Inches	
	Min	Max	Min	Max
	0.900	1.100	0.035	0.043
	0.001	0.100	0.000	0.004
	0.035	0.039	0.000	0.002
	0.350	0.006	0.014	0.150
	0.150	0.003	0.006	0.080
	2.000	2.200	0.079	0.087
	1.150	1.350	0.045	0.053
	2.150	2.450	0.085	0.096
	e	0.650 TYP		0.026 TYP
	0.055	e1	1.200	1.400	0.047
	L	0.525 REF		0.021 REF
	0.018	L1	0.000	0.010
	0°	8°	0°	8°